



Summary Feedback

(Combined feedback broadcasted at multiple times this week)

PRE-RECORDED: Basildon FRCR 2B 'A to Zee' Course 2020

Session 12/38

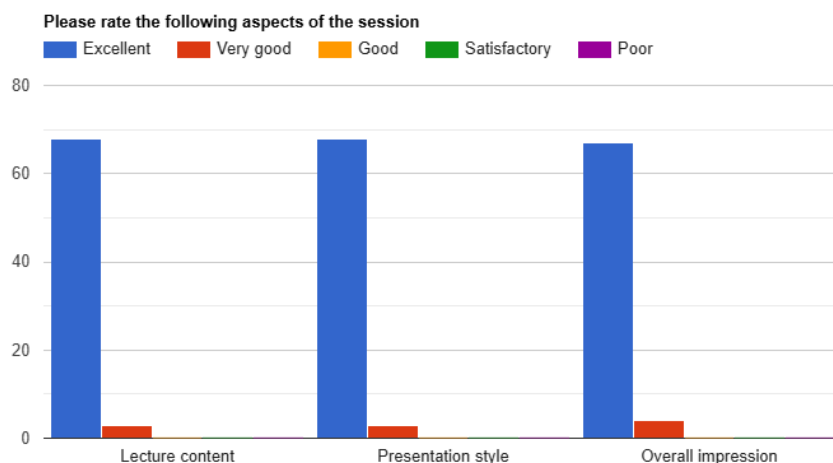
MSK for FRCR - Arthritis

(21st & 22nd June 2025)

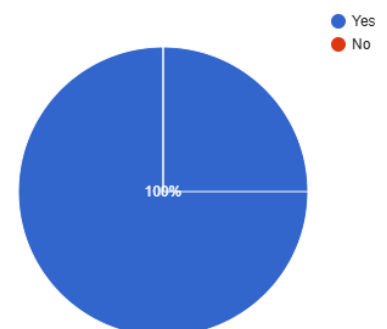
Lecturer: Sami Khan

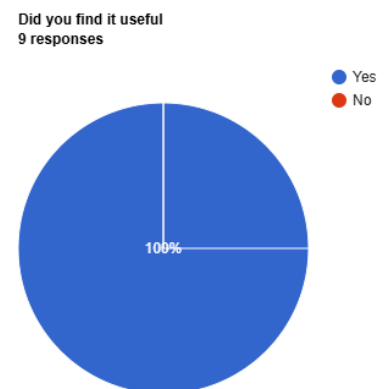
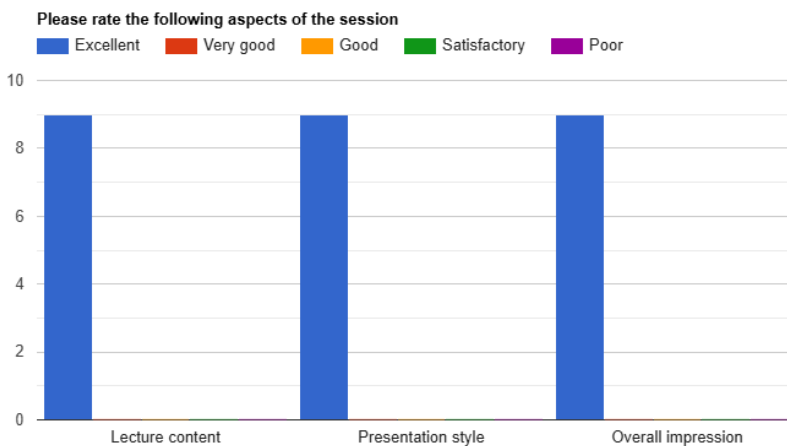
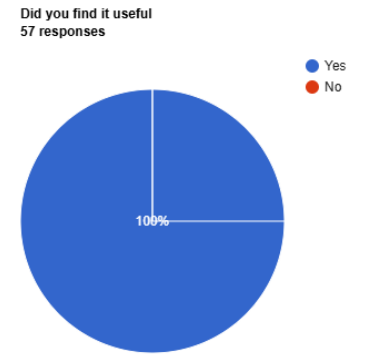
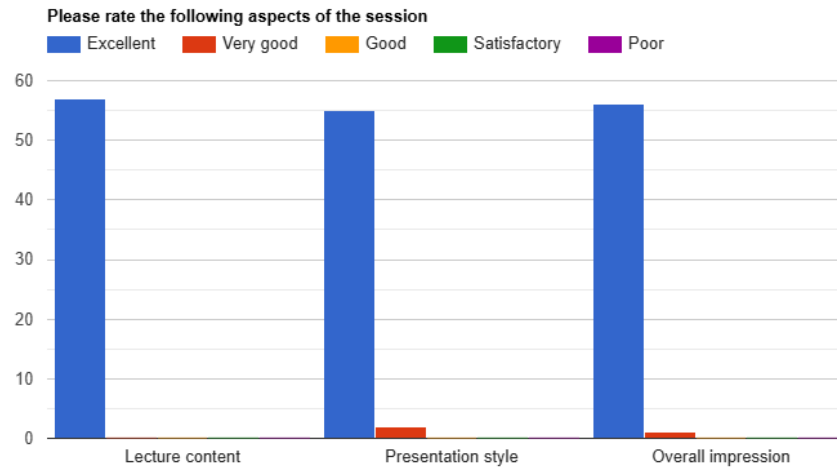
Summary Points:

- Total Attendees: 389 from 35 Countries (Algeria, Australia, Bahrain, Bangladesh, Botswana, Canada, Dominica, Egypt, Ethiopia, Ghana, India, Indonesia, Iran, Iraq, Ireland, Jordan, Kenya, Libya, Malaysia, Nigeria, Norway, Oman, Pakistan, Saudi Arabia, Singapore, South Africa, Sri Lanka, Sudan, Thailand, Türkiye, UAE, UK, Ukraine, Yemen, Zimbabwe).
- Total duration: 3 hours (each session broadcasted thrice during the week)
- Total feedback received from 137 participants, from three different broadcasts



Did you find it useful
71 responses



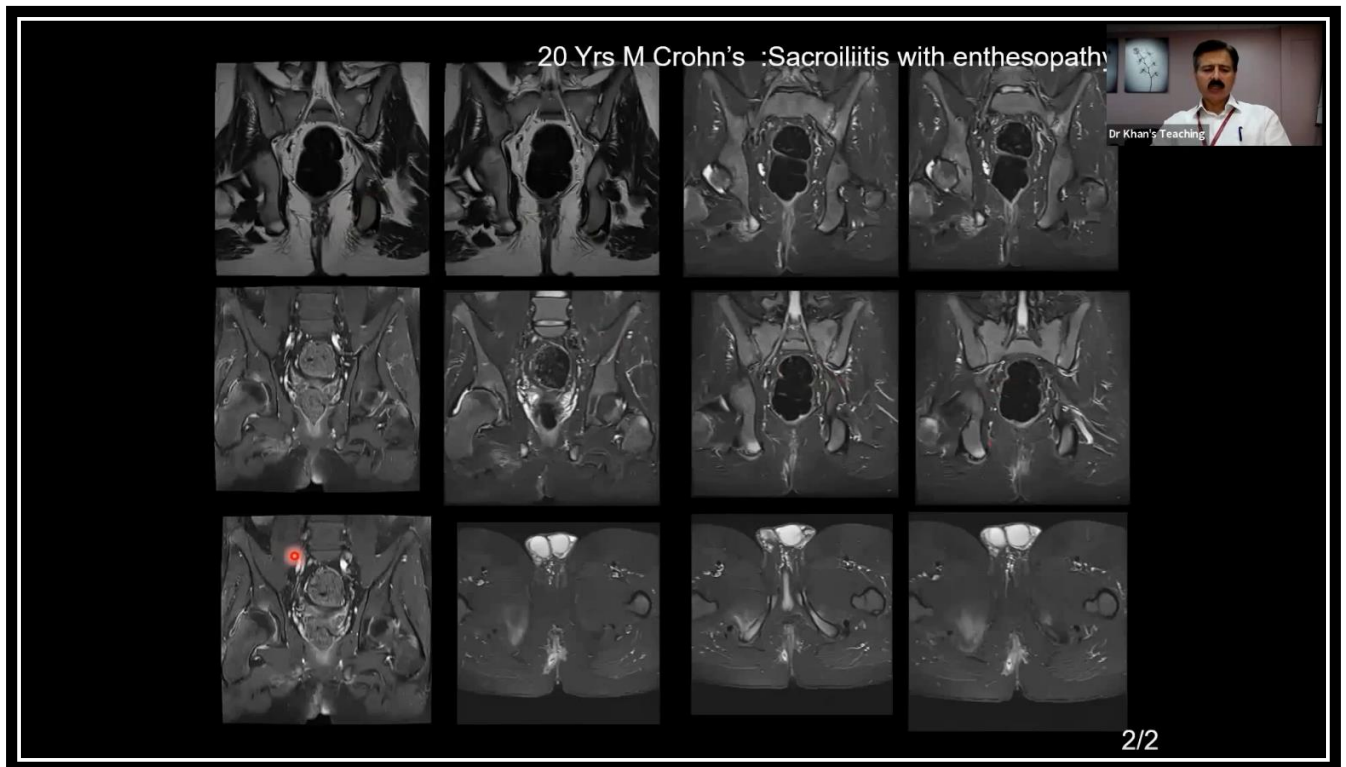


Testimonials

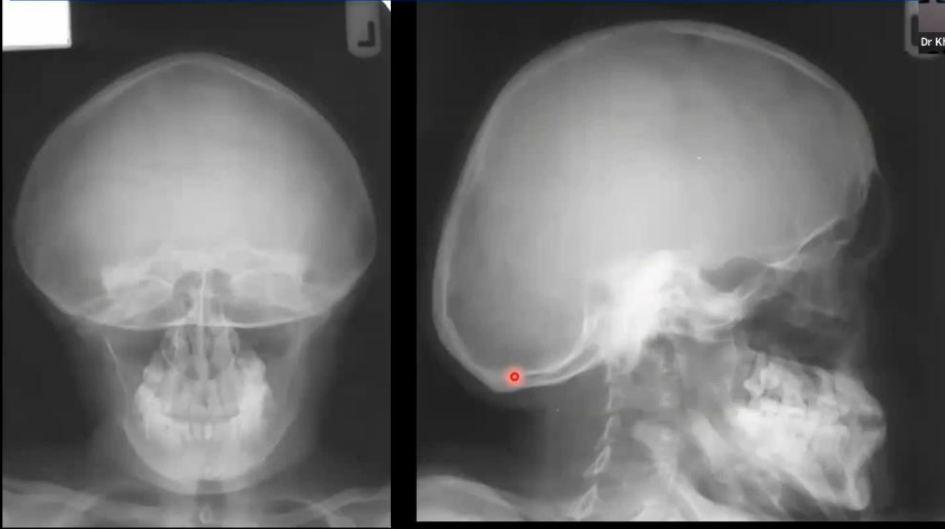
- Everything was amazing and it was the first time I completely understood the difference between syndesmophytes, paravertebral ossifications and the rest. Theory wise I know exactly what the differences are but I had difficulty understanding them on images. Dr. Khan has a knack of teaching that I have not come across. My fear of MSK has gone down 50% in this one lecture (Pakistan).
- Very elaborative exam oriented teaching session as usual, with emphasis on diverse & subtle presentations of a single disease in radiographs. Thank you, sir (India).
- Thank you Dr. Khan for always giving excellent lectures, none of my university lecturers can teach in this way like you, really appreciated (Malaysia).
- These viva sessions are very important and are useful for the exams as well as day today radiology life. Thank you (Singapore).
- Inflammatory arthritis especially the rheumatoid arthritis parts were well taught (Sri Lanka).
- Excellent lecture on arthropathy. Cleared many of the routine doubtful areas (UK).
- Very insightful. Dr. Khan goes down to the very basics (Nigeria).
- Interesting cases. Well-structured topics. Great revision for exam preparation (Algeria).
- It's more than perfect (Egypt).
- The teaching style was good with active participation followed by teaching (Botswana).

- Extremely well thought out lecture. Lots of hard work went into this (Pakistan).
- Arthropathy diagnosis made based on the radiographs were very useful. Good as revision lecture (Singapore).
- Very good content coverage (South Africa).
- Excellent session by the king of radiology – Dr. Khan! (Pakistan).
- Excellent teaching session (Nigeria).
- Great lectures (Iraq).
- Magnificent (Pakistan).
- Awesome as usual (UAE).
- Grateful for all the effort and it being a free platform (Pakistan).
- Very interesting lecture as always (UK).
- Excellent style of teaching (Pakistan).
- Very nice lecture (UAE).
- Good Work. Keep it up! (Pakistan).
- Interesting cases (UK).
- I liked the teaching and the cases (Pakistan).
- Learning to differentiate between hand arthritis was useful (UK).
- Excellent approach and feedback to every case (India).
- The anatomical explanations by Dr. Khan were great (South Africa).
- Excellent case discussion (Pakistan).
- Amazing teacher (Pakistan).
- It's all useful (UAE).
- Great explanation and nice cases (Iraq).
- Excellent case collection (Pakistan).
- Amazing illustration with explanation (India).
- All aspects of arthritis covered (Singapore).
- Excellent case selection and discussion (UAE).
- Excellent lecture with good exam oriented topics (India).
- Good teacher and good teaching. Crystal clear voice (Pakistan).
- Excellent content as well as delivery (Pakistan).
- Perfect for joint diseases and soft tissue calcifications (UK).
- The images and the descriptions were great (UK).
- The teaching style was excellent (Nigeria).
- Every single word was useful (Pakistan).
- The explanations and reference materials were very useful (South Africa).
- Excellent coverage on an area I have found tricky in the past (UK).
- Excellent teaching (UK).
- Basic points to diagnose by Dr. Sami helped me a lot (Pakistan).
- Great lecture (UK).
- Very informative (Saudi Arabia).
- Excellent. I wish to be a teacher like Dr. Sami someday (Pakistan).
- Awesome (Indonesia).
- I am very satisfied as it is correlating with my theoretical concepts (Nigeria).
- Wonderful session (Pakistan).
- Please keep up the good work (UAE).
- Keep it up (Pakistan).
- It was perfect (UAE).

- It's good (Yemen).
- It was all excellent (Pakistan).
- I like the examination approach of abnormal arthropathy (UK).
- The labelled slides were very helpful (Pakistan).
- Wonderful class (India).
- Excellent lecture content (UK).
- Good discussions and explanations (Pakistan).
- So helpful having the teaching slides alongside the cases (UK).
- Brief yet told everything (Pakistan).
- The cases are very demonstrative (UK).
- I liked the topic related talks (Pakistan).
- The variability of the lectures was amazing (Iraq).
- All the aspects of lecture were useful (UK).
- It was perfect (UAE).
- All of it was very useful & highly valuable (Egypt).
- Every aspect was useful (Sri Lanka).
- All joints findings covered (Pakistan).
- The images and description were great (UK).
- Explanation are too good (India).
- Excellent content and delivery (UK).
- The teaching was very helpful (Nigeria).
- Every aspect was useful (Pakistan).
- Interactive exam mimicking teaching (Egypt).
- Interesting cases with description (UK).
- Very useful information especially with regards to viva (Pakistan).
- Excellent way of teaching, makes things so easy (Pakistan).
- Very nice session (Saudi Arabia).
- Good cases and teaching (UK).
- Soft tissue calcification was well taught (Canada).
- Excellent images with descriptions (Nigeria).
- Whole talk was useful (Pakistan).
- Detailed image based learning with top ddx (Pakistan).
- Excellent teaching (UK).
- Excellent session on arthritis (Saudi Arabia).



Basilar Invagination (Atlanto-axial impaction) : Osteogenesis Imperfecta



Dr Khan's Teaching

Case already covered in Earlier session

1/2

=====XX=====XX=====